







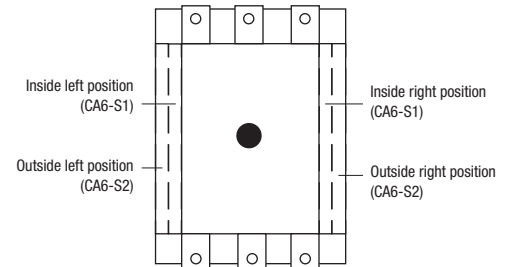


A
CA6 Contactors



Auxiliary Contact Blocks, 2 Pole

Auxiliary Contact Blocks	NO	NC	Contact Arrangement	Mounting Position	Catalog Number	Price
	1	1		Inside left or right	CA6-S1-11	44.20
	1	1		Outside left or right	CA6-S2-11	44.50
	1	1 LB		Inside left or right	CA6-S1-L11	51.50
	2	0		Inside left or right	CA6-S1-20	44.20
	2	0		Outside left or right	CA6-S2-20	44.50
	Form C Electronic Compatible				Inside left or right	CA6-S1-B11 

NOTE: Up to four auxiliary contact blocks (8 poles) may be mounted on the side of the CA6 contactor. One auxiliary contact block (1 NO + 1 NC) is mounted at the factory. New style CA6-115...140 contactors with conventional DC coils have an "-L11" mounted to right side and an "-11" mounted to left side at the factory.



Miscellaneous Accessories

Accessory	Description	For use with...	Catalog Number	Price
 CM6-D00	Mechanical Interlock • No built-in auxiliaries	Interlocks CA6 contactors	CM6-D00	54.90
 CM6-D02	Mechanical / Electrical Interlock - • Two built-in N.C. auxiliaries	Interlocks CA6 to CA7-60...97 contactors	CM6-C02	65.80
		Interlocks CA6 contactors	CM6-D02	65.80

① Electronic compatible auxiliary contacts function through the use of an internal micro-switch and have the following ratings:

IEC 947 Data:

AC-1	250V	0.1A
AC-15/DC-13 min.	3...125V	1...100mA

UL 508, CSA 22.2 Data:
250VAC max. 0.1A
Minimum Switching 17V 5mA

② For applications below 17V/5mA, a gold-plated bifurcated auxiliary contact is available for a rating down to 5V/2mA - Part number CA6-S1-B11H. Contact your Sprecher + Schuh representative.