



One and Two Pole Definite Purpose Contactors with AC Coil (Open type only) ④

Full Load Amps	Poles	Locked Rotor Amps			Resistive Amps ②	Maximum H.P.		Catalog Number	Price Each	Std. Pkg.
		240V ②	480V	600V		1Ø				
						120V	240V ②			
30 ①	1 ⑥	150	75	50	40	1	2	CDP2-A1P30A-* ⑤	69.54	50
30 ①	2	150	125	100	40	2	3	CDP2-A2P30A-* ⑤	85.74	50
40	1 ⑥	200	150	120	50	2	3	CDP2-A1P40A-* ③	88.54	50
40	2	200	150	120	50	2	3	CDP2-A2P40A-* ③	103.12	50




Series CDP2 1-pole contactor



Series CDP2 2-pole contactor (with optional cover)

Accessories

Accessory	Description	For use with...	Catalog Number	Price
	Contactor Cover - Prevents foreign particles from entering contactor. Covers current carrying parts.	CDP2-A1P30A... CDP2-A2P30A...	CDP2-A1P-C ⑦ CDP2-A2P-C	8.36 10.05

AC Coil Codes

AC Coil Code	Voltage Range
	60 Hz
24	24V
120	120V
220W	208-240V
277	277V


Ordering Instructions

Specify Catalog Number	
Replace (*) with Coil Code	See Coil Codes on this page

- ① 25A contactors only available by special order. Contact your Sprecher +Schuh representative.
- ② 240V rating also applies to 277V applications.
- ③ Box Power Lugs are supplied as standard. Screw terminals are available on the power connections by special order only in quantity.
- ④ 1 and 2 Pole, 25 and 30A contactors supplied without cover. See Accessories for cover options.
- ⑤ Screw Power Terminals are supplied standard on 25 and 30A contactors. Box Lugs available by special order only in quantity.
- ⑥ 1-Pole (1-pole plus) contactors include a shunt for termination and feed-thru of neutral.
- ⑦ 40 Amp contactors are supplied with cover as standard.

Three Pole Definite Purpose Contactors with AC Coil (Open Type only)

Full Load Amps	Locked Rotor Amps			Resistive Amps ②	Maximum Horsepower ②						Catalog Number	Price Each	Std. Pkg.	
					10			30						
	240V ②	480V	600V		120V	200	240V	200V	240V	480V				600V
30 ①	180	150	120	40	2	~	5	10	10	15	20	CDP2-B3P30A-* ④	109.45	25
40	240	200	160	50	3	~	7-1/2	10	10	20	25	CDP2-B3P40A-* ⑤	133.07	25
50	300	250	200	65	3	7-1/2	10	15	15	25	25	CDP2-C3P50A-*	255.40	15
60	360	300	240	75	5	7-1/2	10	25	25	30	30	CDP2-C3P60A-*	296.17	15
75	450	375	300	93	5	10	15	20	25	40	40	CDP2-D3P75A-*	386.32	1
90	540	450	360	120	7-1/2	15	20	25	30	50	50	CDP2-D3P90A-*	534.41	1



Series CDP2 3-pole contactor

Auxiliary Contacts for 3 Pole Contactors

Auxiliary	Description	Circuit Diagram	Catalog Number	Price
	Two pole Auxiliary Contact Block (1-NO / 1-NC) - Side mount with quick connect stabs for 25...40A, 3 pole contactors for 50...90A, 3 pole contactors		CDP2-BE-11 ⑥	41.85
			CDP2-CD-11 ⑥	43.26
	One pole Auxiliary Contact Block (SPDT) - Side mount with quick connect stabs for 25...40A, 3 or 4 pole contactors		CDP2-BE-1SPDT ⑥	36.93

AC Coil Codes

AC Coil Code	Voltage Range
	60 Hz
24	24V
120	120V
220W	208-240V
277	277V
480	480V


Ordering Instructions

Specify Catalog Number	
Replace (*) with Coil Code	See Coil Codes on this page

- ① 25A contactors available by special order. Contact your Sprecher + Schuh representative.
- ② 240V rating also applies to 277V applications.
- ③ Box lugs are supplied as standard. Screw terminals are available on the power connections by special order only in quantity.
- ④ Screw power terminals are supplied standard on 25 and 30A contactors. Box Lugs available by special order only in quantity.
- ⑤ Meets NEMA Standard B600. See page A7 for technical details.
- ⑥ Meets NEMA Standard B600 EXCEPT has 10 A continuous current rating.


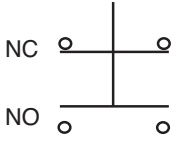

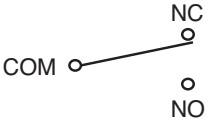
Four Pole Definite Purpose Contactors With AC Coil (Open Type only)

Full Load Amps	Locked Rotor Amps			Resistive Amps ②	Maximum Horsepower ②					Catalog Number	Price Each	Std. Pkg.
					1Ø		3Ø					
	240V ②	480V	600V		120V	240V	200V	240V	480V			
30 ①	180	150	120	40	2	5	10	10	15	CDP2-E4P30A-* ③	126.63	20
40	240	200	160	50	3	7-1/2	10	10	20	CDP2-E4P40A-* ③	147.01	20



Series CDP2 4-pole contactor

Auxiliary Contacts for 4 Pole Contactors

Auxiliary	Description	Circuit Diagram	Catalog Number	Price
	Two pole Auxiliary Contact Block (1-NO / 1-NC) - Side mount with quick connect stabs for all 4 pole contactors		CDP2-BE-11	41.85
	One pole Auxiliary Contact Block (SPDT) - Side mount with quick connect stabs for all 4 pole contactors		CDP2-BE-1SPDT	36.93

A.C. Coil Codes

AC Coil Code	Voltage Range
	60 Hz
24	24V
120	120V
220W	208-240V
277	277V
480	480V


Ordering Instructions

Specify Catalog Number	
Replace (*) with Coil Code	See Coil Codes on this page

- ① 25A contactors available by special order. Contact your Sprecher + Schuh representative.
- ② 240V rating also applies to 277V applications.
- ③ Box Power Lugs are supplied as standard. Screw terminals are available on the power connections by special order only in quantity.
- ④ Screw per terminals are supplied standard on 25 and 30A contactors. Box Lugs available by special order only in quantity.

Definite Purpose Lighting Contactors with AC Coil (Open Type only)

Tungsten Rating (Amps)	Ballast Rating (Amps)	Number of Poles	Standard Auxiliary Contacts		Electrically Held	
			NO	NC	Open Type	
					Catalog Number	Price
30	40	1	0	0	CDP2-A1P30A-*	69.54
40	40	1	0	0	CDP2-A1P40A-*	88.54
30	40	2	0	0	CDP2-A2P30A-*	85.74
40	40	2	0	0	CDP2-A2P40A-*	103.12
30	40	3	0	0	CDP2-B3P30A-*	109.45
40	40	3	0	0	CDP2-B3P40A-*	133.07
30	40	4	0	0	CDP2-E4P30A-*	126.63
40	40	4	0	0	CDP2-E4P40A-*	147.01



Series CDP2 1-pole contactor



Series CDP2 3-pole contactor

Description

Sprecher + Schuh Definite Purpose contactors can be used to control a mixture of lighting loads. These contactors are well suited to handle the high inrush currents typical of this application as well as other non-motor (resistive) loads.

Lamps can basically be divided into three categories:

- Tungsten Filament Lamps
 - General purpose incandescent
 - Special purpose incandescent
 - Infrared
 - Sodium Iodine
- Discharge Lamps (with Ballast)
 - Fluorescent lamps - Mercury vapor
 - High/low pressure sodium
 - Quartz
 - Halogen metal-vapor
- Mixed Light Lamps

In Application...

The tungsten filaments of incandescent lamps have a very low ohmic resistance when cold. As a result, the closing current is very high but also very short. The closing current of discharge lamps (lighting with ballast) is highly inductive (due to series-connected transformers or chokes), and its duration depends on the lamp type.

Electrically held contactors

Electrically held contactors are available for use where the control signal is activated by a timer or other maintained electrical signal. The coil is energized as long as the contactor is closed. This design is well suited for applications where lights are operated frequently or where the control panel is in a remote location.



AC Coil Codes

AC Coil Code	Voltage Range
	60 Hz
24	24V
120	120V
220W	208-240V
277	277V
480	480V

Ordering Instructions

Specify Catalog Number	
Replace (*) with Coil Code	See Coil Codes on this page

Accessories

Auxiliary	Description	For use with...	Catalog Number	Price
	<p>DIN-rail Adaptor - Attaches to the universal mounting plate of 1-, 2-, 3- and 4-pole contactors 25...40 Amps.</p>	<p>CDP2-A1P...B3P CDP2-E4P</p>	<p>CDP2-DRA</p>	<p>13.20</p>
	<p>Mechanical Interlock - Can be combined with electrical interlocks on 3-pole and 4-pole contactors as required.</p>	<p>CDP2-B3P CDP2-E4P</p>	<p>CDP2-MK1</p>	<p>20.93</p>