










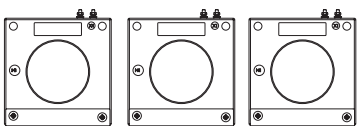


**Accessories - CEP7-1**

**B**  
3rd Gen CEP7 Overloads

Accessory	Description		For use with...	Package Quantity	Catalog No.
	Base Unit Anti-Tamper Shield			10	CEP7-1BC8
	External Reset Adapter		CEP7-1EE, CEP7-1EF	1	CEP7-1ERA
	Remote Reset Solenoid	240V AC		1	CEP7-1EMRA
		120V AC		1	CEP7-1EMRD
		24V DC	1	CEP7-1EMRZ	
 CEP7-1EPB   CEP7-1EPD   CEP7-1EPE	DIN Rail/Panel Adapter		CEP7-1__B	1	CEP7-1EPB
			CEP7-1__D	1	CEP7-1EPD
			CEP7-1__E	1	CEP7-1EPE
	Universal Protection Module (ground fault/jam)		CEP7-1EF	1	CEP7-1EGJ
	Protection Accessory Anti-Tamper Shield		CEP7-1EGJ	25	CEP7-1EMC
	Reset Adapter (electronic remote reset)		CEP7-1EF	1	CEP7-1ERR
	Electronic Remote Indication Display	with reset	CEP7-1ERR	1	CEP7-ERID
		no reset		1	CEP7-1ERIDN
	Panel/DIN Mounting Kit (includes comm. cable)		CEP7-1EGJ, CEP7-1ERR	1	CEP7-1EIKIT1
	Accessory Installation Kit and Spare Terminal Blocks (includes comm. cable)			1	CEP7-1EIKIT2

Current Transformer Kits	For use with...	CT Ratio		
 <i>Includes three Current Transformers (Overload relay sold separately)</i>	CA9-265...305	300:5	●	CEP7-CT-UL-300 CEP7-CT-CE-300
	CA9-370...580	600:5	●	CEP7-CT-UL-600 CEP7-CT-CE-400
		400:5		
	CA9-750...1060	~	~	Refer to Factory

● Utilizes UL or CE approved Current Transformers in conjunction with an overload selection. Refer to catalog page B1.9 for current setting guidance when using CEP7-1E\_C\_.