









### Current Sensing Module

Description	Mounting Options	For Use With	Current Range [A]	Catalog Number	Price
	IEC Contactors	CA7-9...23	0.5...30	CEP9-ESM-I-23-30	127.75
		CA7-30...55	0.5...30	CEP9-ESM-I-55-30	127.75
			6...60	CEP9-ESM-I-55-60	204.40
		CA7-60...97	10...100	CEP9-ESM-I-97-100	281.05
		CA6-115...180	20...200	CEP9-ESM-I-180-200	357.70
		CA9-116...146	20...200	CEP9-ESM-I-146-200	357.70
		CA9-190...205	20...200	CEP9-ESM-I-205-200	357.70
	DIN Rail Mount (to 60A) ①	All contactors and external current transformers	0.5...30	CEP9-ESM-I-T-30	127.75
	DIN Rail Mount (10 to 200A) ②	All contactors	6...60	CEP9-ESM-I-T-60	204.40
			10...100	CEP9-ESM-I-T-100	281.05
			20...200	CEP9-ESM-I-T-200	357.70
	DIN Rail / Panel Mount	All contactors and external current transformers	0.5...30	CEP9-ESM-I-7T-30	127.75
		All contactors	6...60	CEP9-ESM-I-7T-60	204.40
			10...100	CEP9-ESM-I-7T-100	281.05
	DIN Rail Mount Pass-thru (to 60A) ①	All contactors and external current transformers	0.5...30	CEP9-ESM-I-P-30	102.20
	DIN Rail Mount Pass-thru (10 to 200A) ②	All contactors	6...60	CEP9-ESM-I-P-60	178.85
			10...100	CEP9-ESM-I-P-100	255.50
			20...200	CEP9-ESM-I-P-200	332.15

### Current/Ground Fault Sensing Module





Description	Mounting Options	For Use With	Current Range [A]	Catalog Number	Price
	IEC Contactors	CA7-9...23	0.5...30	CEP9-ESM-IG-23-30	178.85
		CA7-30...55	0.5...30	CEP9-ESM-IG-55-30	178.85
			6...60	CEP9-ESM-IG-55-60	255.50
		CA7-60...97	10...100	CEP9-ESM-IG-97-100	332.15
		CA6-115...180	20...200	CEP9-ESM-IG-180-200	408.80
		CA9-116...146	20...200	CEP9-ESM-IG-146-200	408.80
		CA9-190...205	20...200	CEP9-ESM-IG-205-200	408.80
	DIN Rail Mount (up to 60A) ①	All contactors and external current transformers	0.5...30	CEP9-ESM-IG-T-30	178.85
	DIN Rail Mount (10 to 200A) ②	All contactors	6...60	CEP9-ESM-IG-T-60	255.50
			10...100	CEP9-ESM-IG-T-100	332.15
			20...200	CEP9-ESM-IG-T-200	408.80
	DIN Rail / Panel Mount	All contactors and external current transformers	0.5...30	CEP9-ESM-IG-7T-30	178.85
		All contactors	6...60	CEP9-ESM-IG-7T-60	255.50
			10...100	CEP9-ESM-IG-7T-100	332.15
	DIN Rail Mount Pass-thru (to 60A) ①	All contactors and external current transformers	0.5...30	CEP9-ESM-IG-P-30	153.30
	DIN Rail Mount Pass-thru (10 to 200A) ②	All contactors	6...60	CEP9-ESM-IG-P-60	229.95
			10...100	CEP9-ESM-IG-P-100	306.60
			20...200	CEP9-ESM-IG-P-200	383.25

Items in Gray are discontinued

① For Panel Mount option use KT7-45-AS Screw Adaptor. See page F16.


② For Panel Mount option use CEP9-ESM-SA-100 Screw Adaptor. See page B33.

**Voltage/Current/Ground Fault Sensing Module**


Description	Mounting Options	For Use With	Current Range[A]	Catalog Number	Price
	IEC Contactors	CA7-9...23	0.5...30	CEP9-ESM-VIG-23-30	332.15
		CA7-30...55	0.5...30	CEP9-ESM-VIG-55-30	332.15
			6...60	CEP9-ESM-VIG-55-60	408.80
		CA7-60...97	10...100	CEP9-ESM-VIG-97-100	485.45
		CA6-115...180	20...200	CEP9-ESM-VIG-180-200	562.10
		CA9-116...146	20...200	CEP9-ESM-VIG-146-200	562.10
		CA9-190...205	20...200	CEP9-ESM-VIG-205-200	562.10
	DIN Rail Mount (up to 60A) ①	All contactors and external current transformers	0.5...30	CEP9-ESM-VIG-T-30	332.15
	DIN Rail Mount (10 to 100A) ②		6...60	CEP9-ESM-VIG-T-60	408.80
		All contactors	10...100	CEP9-ESM-VIG-T-100	485.45
		20...200	CEP9-ESM-VIG-T-200	562.10	
	DIN Rail / Panel Mount	All contactors and external current transformers	0.5...30	CEP9-ESM-VIG-7T-30	332.15
			6...60	CEP9-ESM-VIG-7T-60	408.80
		All contactors	10...100	CEP9-ESM-VIG-7T-100	485.45
	DIN Rail Mount Pass-thru ①	All contactors and external current transformers	0.5...30	CEP9-ESM-VIG-CT-30	306.60

Items in Gray are discontinued

**Control Module**

Description	Rated Control Voltage [V]	No. of Inputs/Outputs	Catalog Number	Price	
	I/O Module	110...120V AC, 50/60 Hz	4 In/3 Out	CEP9-EIO-43-120	357.70
		220...240V AC, 50/60 Hz	4 In/3 Out	CEP9-EIO-43-240	357.70
		24V DC	6 In/3 Out	CEP9-EIO-63-24D	357.70
	Ground Fault & PTC I/O Module	110...120V AC, 50/60 Hz	2 In / 2 Out	CEP9-EIOGP-22-120	357.70
		220...240V AC, 50/60 Hz	2 In / 2 Out	CEP9-EIOGP-22-240	357.70
		24V DC	4 In / 2 Out	CEP9-EIOGP-42-24D	357.70

**Communication Module**

Description	Catalog Number	Price
 <b>EtherNet/IP Communication</b>	CEP9-ECM-ETR	408.80
<b>Parameter Configuration Module</b>	CEP9-ECM-PCM	50.00

The EtherNet/IP communication module has two RJ45 ports that support a star, linear, and ring topology and supports the following:

- 2 concurrent Class 1 connections [1 exclusive owner + (1 input only or 1 listen only)]
- 6 simultaneous Class 3 connections (explicit messaging)
- Embedded web server
- SMTP server for trip and warning events (email and text messaging)
- Embedded EDS files

The Parameter Configuration Module (PCM) has one Type B USB interface port and supports the following:




- Stand-alone non-networked applications
- Three rotary dials to set Full Load Amps (FLA)
- 8-position DIP switch for trip class and feature selection

① For Panel Mount option use KT7-45-AS Screw Adaptor. See page F16.

② For Panel Mount option use CEP9-ESM-SA-100 Screw Adaptor. See page B33.











**Expansion Modules**

**B**  
CEP9 Overloads

Description		Rated Control Voltage [V]	No. of Inputs/Outputs	Catalog Number	Price
	<b>Analog Expansion Module (mA, V, RTD and Resistance)</b>	~	3 Universal In / 1 Out	<b>CEP9-EXP-AIO-31</b>	408.80
	<b>Digital Expansion 120V AC</b>	110...120V AC, 50/60 Hz	4 In / 2 Out	<b>CEP9-EXP-DIO-42-120</b>	204.40
	<b>Digital Expansion 240V AC</b>	220...240V AC, 50/60 Hz	4 In / 2 Out	<b>CEP9-EXP-DIO-42-240</b>	204.40
	<b>Digital Expansion 24V DC</b>	24V DC	4 In / 2 Out	<b>CEP9-EXP-DIO-42-24D</b>	204.40
	<b>Expansion Power Supply</b>	110...240V AC, 50/60 Hz	~	<b>CEP9-EXP-PS-AC</b>	153.30
		24V DC	~	<b>CEP9-EXP-PS-DC</b>	153.30

① Module requires control module firmware v3.000 or higher.

**Accessories**

Description		For Use With	Catalog Number	Price
	Starter Control Station with 3 meter cable	~	CEP9-EOS-SCS	204.40
	Starter Diagnostic Station with 3 meter cable	~	CEP9-EOS-SDS ❶	306.60
	Contactor Coil Module	CA7-9...23 contactors	CEP9-EIO-CM-23	20.44
		CA7-30...55 contactors	CEP9-EIO-CM-55	20.44
		CA7-60...97 contactors	CEP9-EIO-CM-97	20.44
	Expansion Module Cable	1 Meter	CEP9-EXP-CBL-1M	20.44
		3 Meter	CEP9-EXP-CBL-3M	40.88
	Replacement Connectors	CEP9-EIOGP-22-__	CEP9-NCIOGP-22-CNT	
		CEP9-EIO-43-__	CEP9-NCIO-43-CNT	30.66
		CEP9-EIOGP-42-24D	CEP9-NCIOGP-42-CNT	
		CEP9-EIO-63-24D	CEP9-NCIO-63-CNT	30.66
		CEP9-EXP-DIO-42-__	CEP9-NCXP-DIO-CNT	30.66
		CEP9-EXP-AIO-31	CEP9-NCXP-AIO-CNT	30.66
	Panel Mount Screw Adapter	CEP9-EXP-PS-__	CEP9-NCXP-PS-CNT	30.66
		CEP9-ESM-_-T-30	KT7-45-AS	See page F16
		CEP9-ESM-_-T-60		
		CEP9-ESM-_-7T-30		
		CEP9-ESM-_-7T-60		
		CEP9-ESM-_-P-30		
		CEP9-ESM-_-P-60		
CEP9-ESM-VIG-CT-30				
	Panel Mount Screw Adaptor	CEP9-ESM-_-100	CEP9-ESM-SA-100 ❷	35.77
	Load Side Terminal Cover	CEP9-ESM-_-180-200 CEP9-ESM-_-T-200	CEP9-ESM-TCT-200	40.88
	Line Side Terminal Cover	CEP9-ESM-_-180-200	CEP9-ESM-TCL-200	40.88
	Contactor Side Terminal Cover	CEP9-ESM-_-180-200	CEP9-ESM-TC-180	40.88

❶ Module requires control module firmware v3.000 or higher.

❷ Sold in multiples of 10. Minimum order is one package of 10. Price is each piece.