
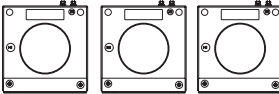


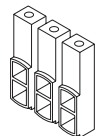
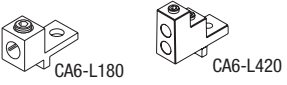

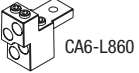

Large Amp CEP7 Solid State Overload Relays, Automatic and Manual Reset ①②③④⑥

Overload Relay	Directly Mounts to Contactor... ②	CT Ratio	Adjustment Range (A)	Selectable Trip Class (10,15,20 & 30)	
				Catalog Number	Price
Automatic or Manual Reset for 3Ø Applications ①③					
 <p>CEP7-EEHF</p>	CA6-115...CA6-180	150:5	30...150	CEP7-EEHF	463
	CA6-115-EI...CA6-180-EI	200:5	40...200	CEP7-EEJF	463
	CA6-210-EI...CA6-420-EI CA6-300-EI	200:5	40...200	CEP7-EEJG	810
		300:5	60...300	CEP7-EEKG	810
	CA6-630-EI...CA6-860-EI	500:5	100...500	CEP7-EELG	810
		600:5	120...600	CEP7-EEMH	1280
	800:5	160...800	CEP7-EENH	1280	
	CA9-116...146(-EI)	150:5	30...150	CEP7-EEHJ	463
CA9-190...205(-EI)	200:5	40...200	CEP7-EEJJ	463	
Current Transformer Kits For use with... CT Ratio					
 <p>Includes three Current Transformers (Overload relay sold separately)</p>	CA9-265...305	300:5	⑦	CEP7-CT-UL-300	90
	CA9-370...580	600:5	⑦	CEP7-CT-CE-300	400
				CEP7-CT-UL-600	210
	CA9-750...1060	~	~	Refer to Factory	

Items in Gray are marked for discontinuation after 2018

B
CEP7 Overloads

Load Side Lugs & Accessories for use with CA6 Contactors Only

Lug or Accessory	Description	For Use With...	Catalog Number	
 <p>CA6-HB</p>	Main Terminal Set, ⑥ Dual Conductor, Touch Safe <ul style="list-style-type: none"> Accommodation for dual connections to each pole Accepts flat or round conductors Touch safe to IP20 according to IEC 60529 Eliminates need for Terminal Shields (price as complete set, containing 2 blocks, 6 lugs) 	CEP7-EEHF CEP7-EEJF CEP7-EEJG CEP7-EEKG CEP7-EELG CEP7-EEHJ	CA6-HB2 CA6-HB3	See page A129
 <p>CA6-L180 CA6-L420</p>	Screw Type Lugs - <ul style="list-style-type: none"> Accepts round conductors only Copper construction (set of 3 lugs) 	CEP7-EEHF...CEP7-EEJF, CEP7-EEHJ...CEP7-EEJJ	CA6-L180 CA6-L420	
 <p>CA6-L630</p>	Screw Type Lugs - <ul style="list-style-type: none"> Accommodation for dual connections to each pole Copper construction accepts round conductors only (set of 3 lugs) 	CEP7-EEMH CEP7-EENH	CA6-L630	
 <p>CA6-L860</p>	Screw Type Lugs - <ul style="list-style-type: none"> Accommodation for dual connections to each pole Copper construction accepts round conductors only (set of 3 lugs) 	CEP7-EEMH CEP7-EENH	CA6-L860	
	Main Terminal Cover - ⑤ <ul style="list-style-type: none"> CA6 touch protection Line or load (price each) IP20; IEC60529 & DIN 40 050 protection 	CA6-115(-EI) to 180(-EI) CA6-210-EI to 420-EI CA6-630-EI to 860-EI	CA6-TC180 CA6-TC420 CA6-TC860	

- ① 3-phase CEP7 units are only designed for 3Ø applications.
- ② This reference is not intended to be a guide for selecting contactors. Size overload relays using the full load current of the motor.
- ③ The reset time of a CEP7 set in the automatic mode is approximately 120 seconds.
- ④ CEP7 Overload relays do not work with Variable Frequency Drives or any Sprecher + Schuh Softstarter with braking options.
- ⑤ Terminal covers not necessary when using CA6-HB-__ insulated lugs.
- ⑥ CEP7-EEHF...CEP7-EENH include current transformers used to monitor high amperage.
- ⑦ Utilizes UL or CE approved Current Transformers in conjunction with an overload selection. Refer to page B13 for current setting guidance when CEP7-EECB is used.