









**CX7 KWIKstarter Enclosures for use with KTA7 Type E Motor Controllers and CA7 Contactors ①③**

Component	Description	For Use With		Environmental Approvals	Catalog Number	Price
		Type E Controller	Contactors			
	<b>Enclosure for Combo KWIKstarter ①</b> CX7/CXU7-9...23 CX7/CXU7-9E...23E	KTA7-25S KTA7-25H	CA7-9...23 CA7-9E...23E CAU7-9...23 CAU7-9E...23E	cUL Type 1/12K IEC IP66	<b>KS7-C0C4R</b>	<b>103.22</b>

**Handle Accessory for CX7/CXU7 KWIKstarters ①**

Accessory	Description	For Use With	Color	Catalog Number	Price
	<b>Door Coupling Handle ①</b> • Padlockable • NEMA Type 1/12K and IP66 • Includes handle coupling (shaft) • Requires KT7-KN1 Locking Knob	All KT7s	Gray/Black	<b>KT7-SHB</b>	<b>18.40</b>
			Red/Yellow	<b>KT7-SHBY</b>	<b>18.40</b>
	<b>Lockable Twist Knob</b> • for use with KT7-SHB	All KT7s	Gray/Black	<b>KT7-KN1</b>	<b>See page F16</b>
	<b>Universal Connector for CX7/CXU7</b> • Provides electrical interconnection of KTA7 and CA7 (with AC or Electronic DC coil) • Applies to FVNR and FVR versions • Allows for mounting the CA7 on a single DIN rail	All KT7s	Black	<b>KT7-25S-PEC23A ④</b>	<b>35.77</b>

**CX7 KWIKstarter Pilot Device Kits (for use with KS7-C0C4R Type 1/12K) ①②**

Kits	Description	Contact Blocks included		Catalog Number	
		NO	NC		
	<b>Multi-Function Pushbutton kit</b> Non-illuminated <b>START-STOP I-O</b>	1	1	<b>KS7-P3U KS7-P4U</b>	<b>See page C29 for</b>
	<b>FOR-STOP-REV UP-STOP-DOWN OPEN-STOP-CLOSE</b>	2	1	<b>KS7-P3U-REV KS7-P4U-REV KS7-P5U-REV</b>	
	<b>Selector switch kits</b> Non-illuminated, includes legend plate				
	<b>ON-OFF 2-Position</b>	1	0	<b>KS7-P6</b>	
	<b>HAND-OFF-AUTO 3-Position</b>	2	0	<b>KS7-P7</b>	
	<b>FOR-OFF-REV 3-Position UP-OFF-DOWN 3-Position OPEN-OFF-CLOSE 3-Position</b>	2	0	<b>KS7-P6-REV KS7-P7-REV KS7-P8-REV</b>	
	<b>Run Pilot Light or Overload Alarm Pilot Light</b> Plastic operator with diffuser lens in Red, Green or Yellow, with integrated LED power module	Replace ⑤ with color choice <b>R</b> = Red <b>G</b> = Green <b>Y</b> = Yellow		<b>KS7-P1 ⑥24V ⑥ KS7-P1 ⑥120V KS7-P1 ⑥240V</b>	
	<b>Hole Plug</b> used to plug 22.5mm holes.	Gray Plastic		<b>D7-N8</b>	<b>See page H72</b>

① KS7-C0C4R is supplied with the following holes:  
• (1) one 22mm hole for a Pilot Device option, select one kit from this page.  
• (1) one 22mm hole for KT7-SHB (or SHRY) Disconnect or Reset handle.  
② Plastic bezel is standard. Pilot Device Kits include D7-BX\_ Base Mounted contact blocks. See Section H for more information.

③ CPT not possible.  
④ Standard KT7-25S-PEC23 does not work in CX7/CXU7 Kwikstarters.  
⑤ KS7-P1 ⑥24V can be used with 24VAC or 24VDC.

**F** Enclosed Motor Circuit Controllers