

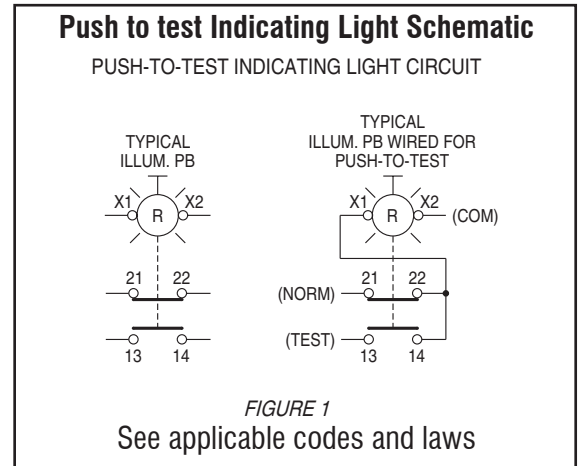



Standard Pushbuttons, Flush, Illuminated, Momentary (Complete Kits) ①

Contact Block(s) ③④	Plastic operator with plastic bezel	Metal operator with metal bezel
		
	Momentary ②⑥	Momentary ②⑥
Catalog Number		Catalog Number
Oper. Only	D7P-LF②	D7M-LF②
Incandescent Module (Bulb Included)		
1NO	D7P-LF②PⓧX10	D7M-LF②PⓧX10
1NC	D7P-LF②PⓧX01	D7M-LF②PⓧX01
2NO	D7P-LF②PⓧX20	D7M-LF②PⓧX20
2NC	D7P-LF②PⓧX02	D7M-LF②PⓧX02
1NO/1NC	D7P-LF②PⓧX11	D7M-LF②PⓧX11
Integral LED Module		
1NO	D7P-LF②PⓧX10	D7M-LF②PⓧX10
1NC	D7P-LF②PⓧX01	D7M-LF②PⓧX01
2NO	D7P-LF②PⓧX20	D7M-LF②PⓧX20
2NC	D7P-LF②PⓧX02	D7M-LF②PⓧX02
1NO/1NC	D7P-LF②PⓧX11	D7M-LF②PⓧX11



Complete Kit Ordering Instructions

D7P	LF	★	P	♣	X10
Oper. Construction	Operator Type	Lens Color	Mounting Latch	Power Module	Contacts ③④
D7P - Plastic operator with plastic bezel (Type 4/4X/13, IP66)	LF - Flush, momentary, illuminated	0 - Amber 3 - Green 4 - Red 5 - Yellow 6 - Blue 7 - Clear 9 - No lens	P - Plastic latch (D7P and D7M offered with plastic latch as standard)	Incandescent module D0 - no bulb	X10 - 1NO X01 - 1NC → X20 - 2NO X02 - 2NC X11 - 1NO/1NC
D7M - Metal operator with metal bezel (Type 4/13, IP66)	See Footnote ② LG - Guarded operator, momentary, illuminated	Custom printed diffusers sold separately, see Note 5.	M - Metal latch	D1 - 6V, bulb D2 - 12V, bulb D3 - 24V, bulb D4 - 48V, bulb D5 - 240V, bulb	
				Integral LED module N3x, 24V AC/DC N5x, 120V AC N7x, 240V AC	

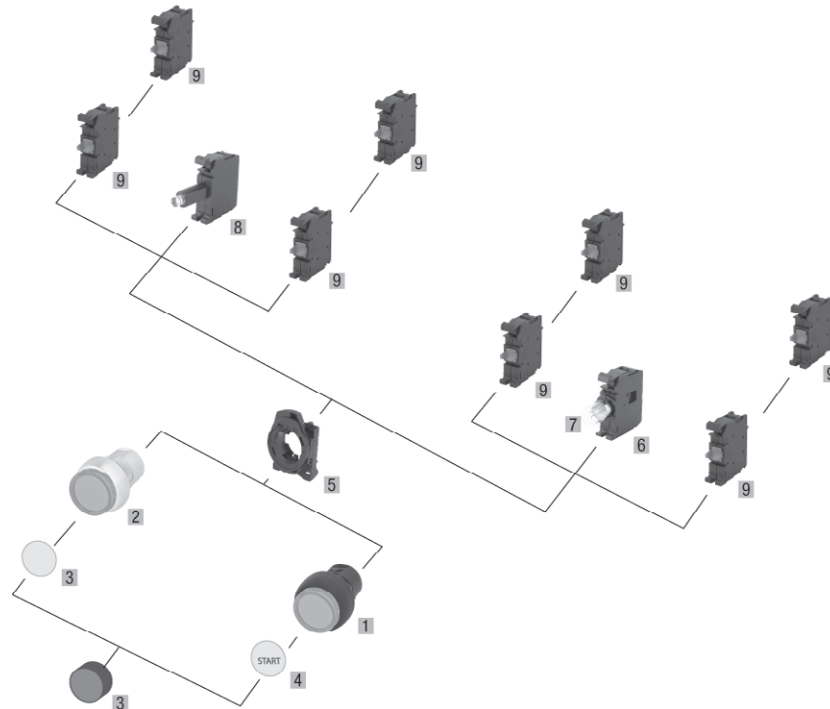
LED Module Code Selection	
For lens color...	replace "x" with...
Green	G
Red	R
Amber Yellow Blue Clear	W

→ Positive Opening per EN60947-5-1 (applies to all NC contact block styles)

- ① Legend plates sold separately. See page H73 for information.
- ② For guarded operator, substitute "G" for "F" in catalog number. For example change D7P-LF② to D7P-LG②.
- ③ Up to 4 contact blocks can be attached.
- ④ See page H74 for complete kit ordering information on other special contact blocks and power modules.

- ⑤ One blank inscription diffuser included. For custom printed diffuser, order operator with applicable lens cap color plus custom printed diffuser on page H76, sold separately.

Standard Pushbuttons, Flush, Illuminated, Momentary (Components) ❶



Component	Catalog Number	Pkg. Qty.	
01 Illuminated plastic operator with plastic bezel, momentary, flush ❷	D7P-LF9	1	
02 Illuminated metal operator with shiny metal bezel, momentary, flush ❷	D7M-LF9	1	
03 Lens Cap (includes diffuser)	Amber Green Red Yellow Blue Clear	D7-ALF0 D7-ALF3 D7-ALF4 D7-ALF5 D7-ALF6 D7-ALF7	10
04 Custom printed inscription diffusers ❶❷	AUTO CLOSE DOWN FAULT FAST FORWARD HAND HIGH LOW OFF ON OPEN REVERSE RUN SLOW START STOP UP	D7-AD2CE101 D7-AD2CE107 D7-AD2CE110 D7-AD2CE113 D7-AD2CE114 D7-AD2CE120 D7-AD2CE126 D7-AD2CE129 D7-AD2CE148 D7-AD2CE163 D7-AD2CE166 D7-AD2CE170 D7-AD2CE188 D7-AD2CE193 D7-AD2CE201 D7-AD2CE208 D7-AD2CE212 D7-AD2CE223	1

Component	Catalog Number	Pkg. Qty.	
05 Tool-less Mounting Latch (for snap-on contact blocks and power modules)	Plastic Latch Metal Latch	D7-ALP D7-ALM	10
06 Power Module, Incandescent		D7-D0C	10
07 Lamps, Incandescent	6V AC/DC 12V AC/DC 24V AC/DC 48V AC/DC 130V AC/DC	D7-N65 D7-N141 D7-N157 D7-N48 D7-N130	10
08 Power Module, Integral LED ❸	24V AC/DC 120V AC 240V AC	D7-N3x D7-N5x D7-N7x	10
09 Contact blocks ❹	NO NC NO, early make NC, late break NO, low voltage NC, low voltage	D7-X10 D7-X01 D7-X10E D7-X01L D7-X10V D7-X01V	10

- ❶ Legend plates sold separately. See page H73 for order information.
- ❷ For guarded operator, substitute "G" for "F" in catalog number. For example change D7P-LF❷❶ to D7P-LG❷❶.
- ❸ Up to 4 contact blocks can be attached.
- ❹ See page H76 for other custom printed ISO and text options.
- ❺ To complete the catalog no., replace the "x" with one of the codes on the

previous page.