

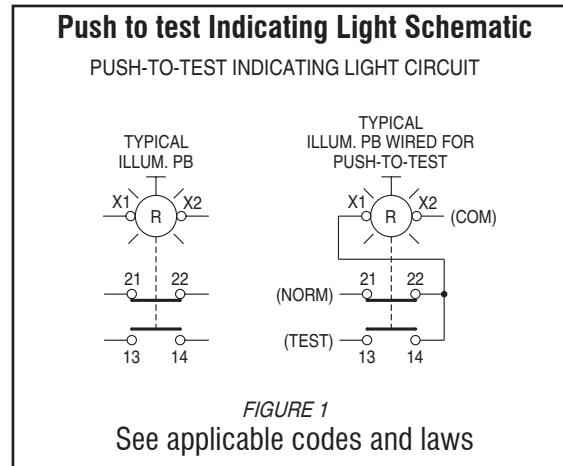


Standard Pushbuttons, Extended, Illuminated (Complete Kits) ①

Contact Block(s) ②③	Plastic operator with plastic bezel	Metal operator with metal bezel
		
	Momentary ④	Momentary ④
Catalog Number	Catalog Number	Catalog Number
Oper. Only	D7P-LE	D7M-LE
Incandescent Module (Bulb Included)		
1NO	D7P-LEP♣X10	D7M-LEP♣X10
1NC	D7P-LEP♣X01	D7M-LEP♣X01
2NO	D7P-LEP♣X20	D7M-LEP♣X20
2NC	D7P-LEP♣X02	D7M-LEP♣X02
1NO/1NC	D7P-LEP♣X11	D7M-LEP♣X11
Integral LED Module		
1NO	D7P-LEP♣X10	D7M-LEP♣X10
1NC	D7P-LEP♣X01	D7M-LEP♣X01
2NO	D7P-LEP♣X20	D7M-LEP♣X20
2NC	D7P-LEP♣X02	D7M-LEP♣X02
1NO/1NC	D7P-LEP♣X11	D7M-LEP♣X11



Complete Kit Ordering Instructions

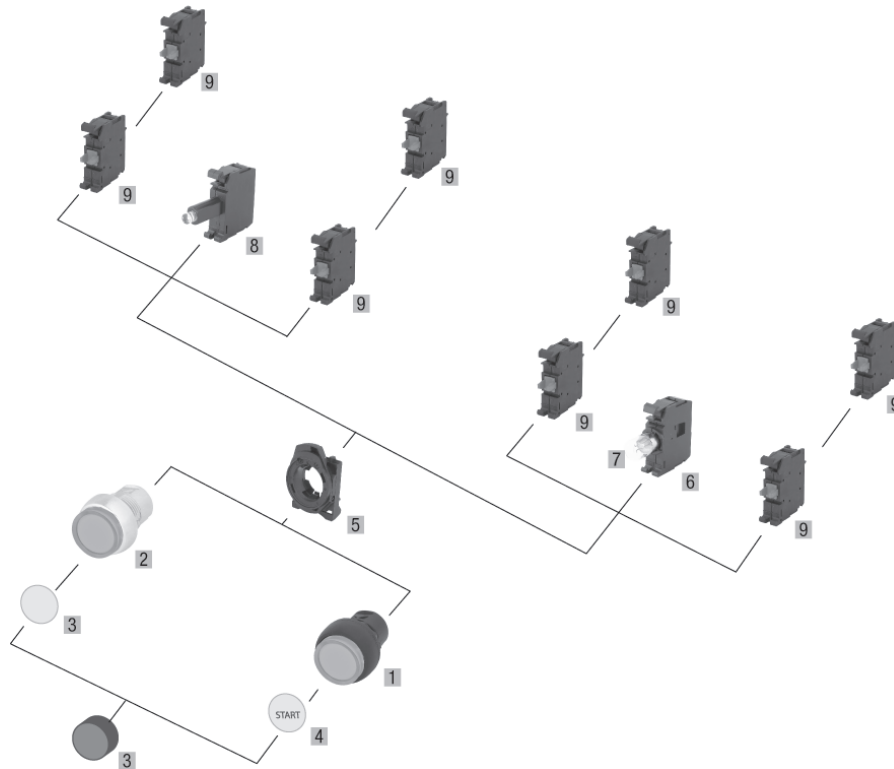
D7P	LE	★	P	♣	X10
Oper. Construction	Operator Type	Lens Color	Mounting Latch	Power Module	Contacts ②③
D7P - Plastic operator with plastic bezel (Type 4/4X/13, IP66) D7M - Metal operator with metal bezel (Type 4/13, IP66)	LE - Extended, momentary, illuminated	0 - Amber 3 - Green 4 - Red 5 - Yellow 6 - Blue 7 - Clear 9 - No Lens Custom printed diffusers sold separately, see Note ④	P - Plastic latch (D7P and D7M offered with plastic latch as standard) M - Metal latch	Incandescent module D0 - no bulb D1 - 6V, bulb D2 - 12V, bulb D3 - 24V, bulb D4 - 48V, bulb D5 - 120V, bulb Integral LED module N3x , 24V AC/DC N5x , 120V AC N7x , 240V AC	X10 - 1NO X01 - 1NC X20 - 2NO X02 - 2NC X11 - 1NO/1NC

LED Module Code Selection	
For lens color...	replace "x" with...
Green	G
Red	R
Amber Yellow Blue Clear	W

① Positive Opening per EN60947-5-1 (applies to all NC contact block styles)

- Legend plates sold separately. See page H73 for information.
- Up to 4 contact blocks can be attached.
- See page H74 for complete kit ordering information on other special contact blocks and power modules.
- One blank inscription diffuser included. For custom printed diffuser, order operator with applicable lens cap color plus custom printed diffuser on page H76, sold separately.

Standard Pushbuttons, Extended, Illuminated (Components) ①





Component	Catalog Number	Pkg. Qty.
01 Illuminated plastic operator with plastic bezel, momentary, flush	D7P-LE9	1
02 Illuminated metal operator with shiny metal bezel, momentary, flush	D7M-LE9	1
03 Lens Cap (includes blank diffuser)	Amber D7-ALE0 Green D7-ALE3 Red D7-ALE4 Yellow D7-ALE5 Blue D7-ALE6 Clear D7-ALE7	10
04 Custom printed Inscription diffusers ①②	AUTO D7-AD4CE101 CLOSE D7-AD4CE107 DOWN D7-AD4CE110 FAULT D7-AD4CE113 FAST D7-AD4CE114 FORWARD D7-AD4CE120 HAND D7-AD4CE126 HIGH D7-AD4CE129 LOW D7-AD4CE148 OFF D7-AD4CE163 ON D7-AD4CE166 OPEN D7-AD4CE170 REVERSE D7-AD4CE188 RUN D7-AD4CE193 SLOW D7-AD4CE201 START D7-AD4CE208 STOP D7-AD4CE212 UP D7-AD4CE223	1

Component	Catalog Number	Pkg. Qty.
05 Tool-less Mounting Latch (for snap-on contact blocks and power modules)	Plastic Latch D7-ALP Metal Latch D7-ALM	10
06 Power Module, Incandescent	D7-D0C	10
07 Lamps, Incandescent	6V AC/DC D7-N65 12V AC/DC D7-N141 24V AC/DC D7-N157 48V AC/DC D7-N48 130V AC/DC D7-N130	10
08 Power Module, Integral LED ④	24V AC/DC D7-N3x 120V AC D7-N5x 240V AC D7-N7x	10
09 Contact blocks ②	NO D7-X10 NC D7-X01 NO, early make D7-X10E NC, late break D7-X01L NO, low voltage D7-X10V NC, low voltage D7-X01V	10

① Legend plates sold separately. See page H73 for information.
 ② Up to 4 contact blocks can be attached.
 ③ See page H76 for other custom printed ISO and text options.
 ④ To complete the catalog no., replace the "x" with one of the codes on the

previous page.

Standard Pushbuttons, Mushroom, Momentary, Illuminated (Complete Kits) ③

Contact Block(s) ①②	Plastic operator with plastic bezel	Metal operator with metal bezel
		
	40mm Mushroom ③	40mm Mushroom ③
	Catalog Number	Catalog Number
Oper. Only	D7P-LMM4④	D7M-LMM4④
Incandescent Module (Bulb Included)		
1NO	D7P-LMM4④P♣X10	D7M-LMM4④P♣X10
1NC	D7P-LMM4④P♣X01	D7M-LMM4④P♣X01
2NO	D7P-LMM4④P♣X20	D7M-LMM4④P♣X20
2NC	D7P-LMM4④P♣X02	D7M-LMM4④P♣X02
1NO/1NC	D7P-LMM4④P♣X11	D7M-LMM4④P♣X11
Integral LED Module		
1NO	D7P-LMM4④P♣X10	D7M-LMM4④P♣X10
1NC	D7P-LMM4④P♣X01	D7M-LMM4④P♣X01
2NO	D7P-LMM4④P♣X20	D7M-LMM4④P♣X20
2NC	D7P-LMM4④P♣X02	D7M-LMM4④P♣X02
1NO/1NC	D7P-LMM4④P♣X11	D7M-LMM4④P♣X11

Complete Kit Ordering Instructions

D7P	–	LMM4	★	P	♣	X10
Oper. Construction		Operator Type	Lens Color	Mounting Latch	Power Module	Contacts ①②
D7P - Plastic operator with plastic bezel (Type 4/4X/13, IP65) D7M - Metal operator with metal bezel (Type 4/13, IP65)		LMM4 - Mushroom, 40mm, momentary, illuminated	3 - Green 4 - Red 5 - Yellow 6 - Blue 7 - Clear	P - Plastic latch (D7P and D7M offered with plastic latch as standard) M - Metal latch	Incandescent module D0 - no bulb D1 - 6V, bulb D2 - 12V, bulb D3 - 24V, bulb D4 - 48V, bulb D5 - 120V, bulb Integral LED module N3x, 24V AC/DC N5x, 120V AC N7x, 240V AC	X10 - 1NO X01 - 1NC X20 - 2NO X02 - 2NC X11 - 1NO/1NC

LED Module Code Selection	
For lens color...	replace "x" with...
Green	G
Red	R
Yellow Blue Clear	W

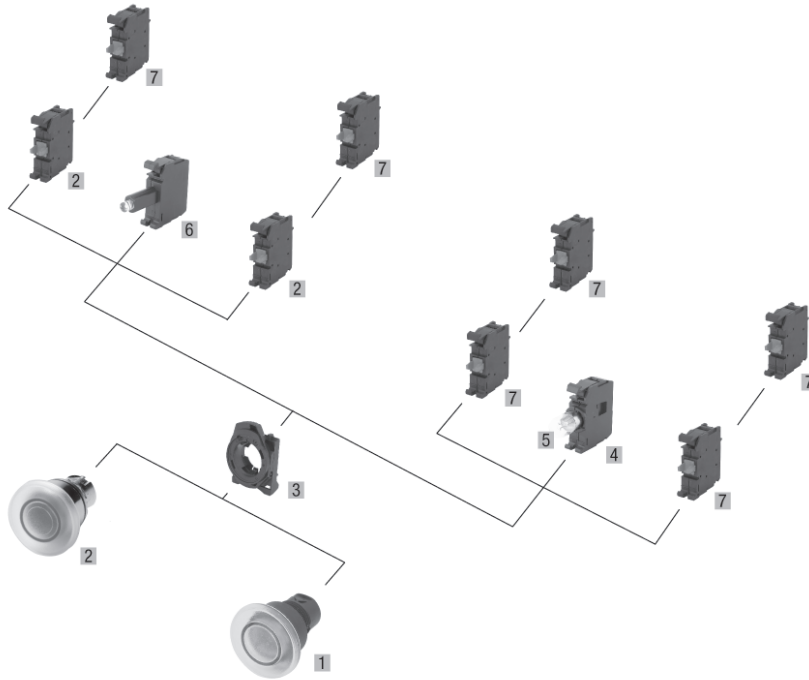
↻ Positive Opening per EN60947-5-1 (applies to all NC contact block styles)

① Up to 4 contact blocks can be attached.

② See page H74 for complete kit ordering information on other special contact blocks and power modules.

③ Not available with inscriptions. Order inscription ring or legend plate for identification. See pages H68 and H73 for information.

Standard Pushbuttons, Mushroom, Momentary, Illuminated (Components) ❶



Component	Catalog Number	Pkg. Qty.
01 Plastic operator with plastic bezel, momentary, 40mm mushroom, illuminated ❶ Green Red Yellow Blue Clear	D7P-LMM43 D7P-LMM44 D7P-LMM45 D7P-LMM46 D7P-LMM47	1
02 Metal operator with metal bezel, momentary, 40mm mushroom, illuminated ❶ Green Red Yellow Blue Clear	D7M-LMM43 D7M-LMM44 D7M-LMM45 D7M-LMM46 D7M-LMM47	1
03 Tool-less Mounting Latch (for snap-on contact blocks and power modules) Plastic Latch Metal Latch	D7-ALP D7-ALM	10
04 Power Module, Incandescent	D7-DOC	10
05 Lamps, Incandescent 6V AC/DC 12V AC/DC 24V AC/DC 48V AC/DC 130V AC/DC	D7-N65 D7-N141 D7-N157 D7-N48 D7-N130	10

Component	Catalog Number	Pkg. Qty.
06 Power Module, Integral LED ❸ 24V AC/DC 120V AC 240V AC	D7-N3x D7-N5x D7-N7x	10
07 Contact blocks ❷ NO NC NO, early make NC, late break NO, low voltage NC, low voltage	D7-X10 D7-X01 D7-X10E D7-X01L D7-X10V D7-X01V	10



❶ Not available with inscriptions. Order inscription ring or legend plate for identification. See pages H68 and H73 for information.

❷ Up to 4 contact blocks can be attached.

❸ To complete the catalog no., replace the "x" with one of the codes on the previous page.