





Signal Bells **CE**


**DISCONTINUED**

Type	Specifications	Catalog Number	
		Grey Housing	Red Housing
 <p>Signal Bells BEL Bell tone or quick beat (106 dB)</p>	24 V AC	720 300 105	
	115 V AC	720 300 110	
	230 V AC	720 300 313	
	12 V DC	720 300 004	
	24 V DC	720 300 005	720 400 005

Electronic Multi-tone Sirens **CE**

Type	Description	Specifications	Catalog Number	
			Red Housing	White Housing
	ES1	24 V DC, 32 tones (106 dB)	C110 620 005	C110 220 005
	ES2	110 - 230 V AC, 32 tones (106 dB)	C115 600 113	C115 200 113

Electronic Sounders **CE**





Type	Description	Specifications	Catalog Number	
			Type D (DIP Switch)	Type K (Terminals)
	EHS-D EHS-K Electronic Sounder swiveling speaker (118 dB)	12-24 V AC/DC 230/240 V AC, 40-60 Hz	731 010 405 731 010 313	731 020 405 731 020 313
	EHL-D EHL-K Electronic Sounder short fixed speaker (110 dB)	12-24 V AC/DC 230/240 V AC, 40-60 Hz	730 010 405 730 010 313	730 020 405 730 020 313

J  
Non-UL Signaling




M28 Panel Mount Alarms



Type	Description	Specifications	Catalog Number	
			Grey Housing	Black Housing
	<b>ESD Panel Mount Alarm</b> continuous tone (90 dB)	24 V AC/DC 230/240 V AC	<b>810 000 405</b> <b>810 000 313</b>	<b>810 100 405</b> <b>810 100 313</b>
	<b>ESP Panel Mount Alarm</b> pulsing tone (90 dB)	24 V AC/DC	<b>811 000 405</b>	<b>811 100 405</b>
	<b>ESZ-S Panel Mount Alarm</b> continuous/pulsing tone with spades (90 dB)	24 V AC/DC 230/240 V AC	<b>809 000 405</b> <b>809 000 313</b>	<b>809 100 405</b> <b>809 100 313</b>
	<b>ESZ-K Panel Mount Alarm</b> continuous/pulsing tone with terminal (90 dB)	24 V AC/DC 230/240 V AC	<b>809 010 405</b> <b>809 010 313</b>	<b>809 110 405</b> <b>809 110 313</b>
	<b>BU2 Panel Mount Alarm</b> pulsing tone (90 dB) ①	12 V AC/DC 24 V AC/DC		<b>B100 520 404</b> <b>B100 520 405</b>
	<b>BU3</b> pulsing tone (90 dB) ①	220 V AC		<b>B100 520 313</b>

BU1 Surface Mount Alarms






	<b>Surface Mount Alarm Electronic Siren</b> pulsing tone (108 dB)	12 V DC 24 V DC		<b>B100 510 004</b> <b>B100 510 005</b>
---	--	--------------------	--	--

① Adjustable sound pressure.





DISCONTINUED

Weather Proof Telephones "SafeTel"

Type	Description	Specification	Catalog Number	
	<b>wST1</b> SafeTel Weather Proof Telephone with keypad/display	Black	410 110 000	
	<b>wST2</b> SafeTel Weather Proof Telephone no keypad/display	Black	410 120 000	

Weather Proof Telephones "FernTel3"



Type	Description	Specification	Catalog Number ①	
			⊕ = Housing Color	
	<b>wFT3</b> FernTel3 Weather Proof Telephone Zone 2	with spiral cord and display (only available in Black/Yellow)	410 300 ⊕00	
		with spiral cord no display (only available in Black/Yellow or Black/Grey)	410 310 ⊕00	
		with armoured cord and display (only available in Black/Yellow)	410 320 ⊕00	
		with armoured cord no display (only available in Black)	410 330 ⊕00	
	<b>wFT3Z</b>	with armoured cord no keypad/no display (only available in Black/Red)	410 340 ⊕00	
	<b>STB</b> Stabilizer Bracket		410 400 900	




Telephones

① To complete the catalog no., replace the ⊕ with one of the following numbers for desired housing color: 0 = Black, 1 = Black/Yellow (shown), 2 = Black/Red, 3 = Black/Grey.



Weather Proof Telephones "Industry"

DISCONTINUED




Type	Description	Specification	Catalog Number	
	wIND1 SafeTel Weather Proof Telephone	Yellow with keypad and yellow protection door	410 700 100	
		Yellow with no keypad and yellow protection door	410 710 100	
		Yellow with keypad and transparent protection door	410 700 110	
		Yellow with no keypad and transparent protection door	410 710 110	
	wIND2 SafeTel Weather Proof Telephone	Yellow with transparent protection door and LED call indicator	410 700 200	

Online Only





Weather-proof Telephone Accessories

DISCONTINUED

Type	Description	Specification	Catalog Number	
	<b>VS2</b> Weather-proof Visual-Audible Telephone Call Signaling sounder (95 dB @ 230 VAC) bulb included xenon 3J	Amber Red Clear Blue Green	410 201 005 410 202 005 410 204 005 410 205 005 410 206 005	
	<b>HS2</b> Weather-proof Headset Kit		410 200 001	
	<b>TCR</b> Weather-proof telephone connecting relay		410 100 200	

Telephone Protection Hoods




Type	Description	Specification	Catalog Number	
	<b>TH1</b> GRP (glass reinforced plastic)	Amber	410 100 007	
	Metal	Yellow	410 100 006	
	<b>TH1C</b> Metal console for floor mounting, fits all TH1 hoods	Yellow	410 100 011	

Online Only





**Explosion Proof Telephones “ExSafeTel”**







**DISCONTINUED**

Type	Description	Specification	Catalog Number	
	<b>dST1</b> ExSafeTel Explosion Proof Telephone with keypad/display	Black Red	<b>410 010 000</b> <b>410 010 100</b>	
	<b>dST2</b> ExSafeTel Explosion Proof Telephone no keypad/display	Black Red	<b>410 020 000</b> <b>410 020 100</b>	

**Explosion Proof Telephones “FernTel3”**



Type	Description	Specification	Catalog Number ①	
			⊕ = Housing Color	
	<b>dFT3</b> FernTel3 Explosion Proof Telephone Zone 2, 22	with armored cord and display (Only available in Black/Red)	<b>410 420 ⊕00</b>	
		with armored cord no display (Only available in Black/Red)	<b>410 430 ⊕00</b>	
	<b>STB</b> Stabilzer Bracket	for vibration resistance	<b>410 400 900</b>	

Accessories for ExSafeTel and FernTel3				
	<b>AS1</b> Ex-proof Audible Telephone Call Signaling sounder (90 dB)		<b>410 100 004</b>	
	<b>VS1</b> Ex-proof Visual-Audible Telephone Call Signaling sounder (90 dB)	Amber	<b>410 101 005</b>	
		Red	<b>410 102 005</b>	
		Clear	<b>410 104 005</b>	
		Blue	<b>410 105 005</b>	
		Green	<b>410 106 005</b>	
	<b>EP1</b> Ex-proof Additional Earpiece Set		<b>410 100 002</b>	
	<b>HS1</b> Ex-proof Headset Kit		<b>410 100 001</b>	
	<b>mTCR</b> Ex-proof telephone connecting relay, Zones 1, 21		<b>410 100 100</b>	

① To complete the catalog no., replace the ⊕ with one of the following numbers for desired housing color: 0 = Black, 1 = Black/Yellow, 2 = Black/Red (shown), 3 = Black/Grey.