




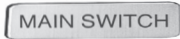





**L7 Switch Accessories**

Accessory	Description	Catalog Number	Price Each
 (Reducer included)	<b>End Shaft</b> - for LE switch ② • Replacement 44mm shaft supplied standard with all switches • <b>Sold only in packages of 5. Order 5 pieces to receive 1 pkg of 5.</b>	Plastic <b>L2-G3380</b> Metal <b>L7-G3688</b> ①	5.47 11.10
	<b>Terminal cover</b> - 3 pole LE/LA7-16 LE/LA7-25/32 LE/LA7-40/63 LE/LA7-80/100	<b>L7-16-C3</b> <b>L7-25-C3</b> <b>L7-40-C3</b> <b>L7-80-C3</b>	8.05 9.18 11.10 15.20
	<b>Terminal cover</b> - 4 pole LE/LA7-25/32 LE/LA7-40/63 LE/LA7-80/100	<b>L7-25-C4</b> <b>L7-40-C4</b> <b>L7-80-C4</b>	11.10 14.40 19.70
	<b>6 Pole Mechanical Coupling</b> - ②③ joins two L7 switches (front or base mount) to form a 6 pole switch (includes 44 mm metal End Shafts for both LE and LA switch)	LE7-16 <b>L7-G3821</b> LE/LA7-25 & 32 <b>L7-G3660</b> LE/LA7-40 & 63 <b>L7-G3661</b> LE/LA7-80 & 100 <b>L7-G3662</b>	34.40 43.10 50.40 53.10
	<b>Snap-on Nameplate &amp; Holder</b> Snaps on to switch handle frames of the following sizes: For 48x48, 64x64 & 67x67	<b>L2-G3667</b>	6.00
	<b>Nameplate for Snap-on Holder</b> fits cat. # L2-G3667 & L2-G3515	For L2-G3667 "Main Switch" <b>L2-G3667A</b> "Emergency Off" <b>L2-G3667H</b> For L2-G3515 "Main Switch" <b>L2-G3515A</b> "Emergency Off" <b>L2-G3515H</b>	6.00 6.00 10.60 10.60
	<b>Handle Assembly Wrench</b> Used for tightening LA7-S-_ handles during assembly	<b>LA7-N245</b>	47.42

① LE7-40...100 3-pole switches and LE7-16...100 6-pole/Changeover switches come standard with a 44mm **metal** End Shaft. LE7-16...32 3-pole switches come standard with a 44mm **plastic** End Shaft.

② When using mechanical coupler to join two LE7 or LA7 three pole switches, terminal markings will be:   
 To obtain terminal markings  order six pole switch from pages L5 and L7. Coupling for changeover switch is not available.

③ Mechanical couplings applied to all LE7 front mount switches must use LFS2- 48x48 or 64x64 type handles. 6-Pole Mechanical Couplings are not designed for use with LFS2- 88x88 or 90x90 type handles. Mechanical couplings applied to all LA7 base mount switches may use all types of LFS2 handles where applicable.