



Beacons Q
+
Multi-Tone
Sounders A

Combination Sounders and Beacons

Multi-Tone Sounders can be combined with Beacon Q for Visual + Audible Signaling. Order components separately as indicated below.

cULus Type 4/4X/13 CE

















Beacons and Alarms

Size	Beacons Q		<p>AMK Mounting kit</p>	Sounder A		
1		QDS LED Steady-/Flashing beacon		See page J23		ASS-P Multi-Tone Alarm Sounder 8 tones
		QFS Xenon Strobe beacon				ASS-T Multi-Tone Alarm Sounder 32 tones
2		QDM LED Steady-/Flashing beacon		See page J23		ASM (For use with QDM or QFM) Multi-Tone Alarm Sounder 32 tones
		QFM Xenon Strobe beacon				
3		QDL LED Steady-/Flashing beacon	See page J23		ASL (For use with QDL or QBL) Multi-Tone Alarm Sounder 63 tones	
		QBL LED Multi-Strobe beacon				See page J25
4		QDX LED Steady-/Flashing beacon	See page J23		ASX (For use with QDX or QBX) Multi-Tone Alarm Sounder 63 tones	
		QBX LED Multi-Strobe beacon				See page J25



















LED Steady Flashing Beacons Q

cUL_{us} Type 4/4X/13 CE

Type	Description	Specifications	Catalog Number
	Replace  with lens color		Red Housing 
	QDS LED Steady-/Flashing beacon size 1 - 94mm	24 V AC/DC 48 V AC/DC 110/120 V AC 230/240 V AC	874 16  405 874 16  408 874 16  310 874 16  313
	QDM LED Steady-/Flashing beacon size 2 -132mm	24-48 V AC/DC 110-240 V AC/DC	874 26  408 874 26  413
	QDL LED Steady-/Flashing beacon size 3 - 184mm	24-48 V AC/DC 110-240 V AC/DC	874 36  408 874 36  413
	QDX LED Steady-/Flashing beacon size 4 - 228mm	24-48 V AC/DC 110-240 V AC/DC	874 46  408 874 46  413






Strobe Beacons Q

cUL_{us} Type 4/4X/13 CE

Type	Description	Specifications	Catalog Number
	Replace  with lens color		Red Housing 
	QFS Xenon Strobe beacon size 1 - 94mm Amber, red and yellow only	24-48 V AC/DC, 5 J 110/120 V AC, 5 J 230/240 V AC, 5 J	874 56  408 874 56  310 874 56  313
	QFM Xenon Strobe beacon size 2 - 132mm Amber, red and yellow only	24-48 V AC/DC, 10 J 110/120 V AC, 10 J 230/240 V AC, 10 J	874 66  408 874 66  310 874 66  313
	QBL LED Multi-Strobe beacon 3 strobe patterns size 3 - 184mm Amber and red only	24-48 V AC/DC 110-240 V AC/DC	874 76  408 874 76  413
	QBX LED Multi-Strobe beacon 3 strobe patterns size 4 - 228mm Amber and red only	24-48 V AC/DC 110-240 V AC/DC	874 86  408 874 86  413

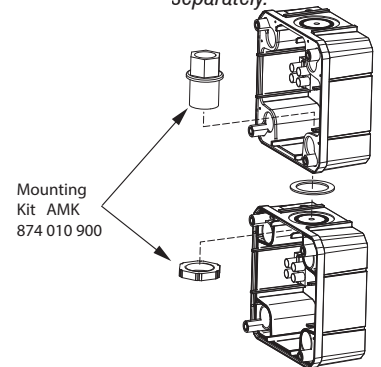
Accessories for Beacons Q

cUL_{us} Type 4/4X/13 CE

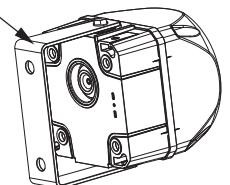
Type	Description	For use with...	Catalog Number
	AMK Mounting kit	for combinations of multi-tone sounders "A" and/or beacons "Q"	874 010 900
	Flat gasket		874 021 900 874 022 900 874 023 900 874 024 900
	Metal Mounting bracket Kit 	multi-tone sounders "A" and/or beacons "Q"	874 031 900 874 032 900 874 033 900 874 034 900
	AKV Cable gland M20 x 1.5		698 800 026




Beacons Q can be combined for multi-color units using the AMK Mounting Kit. Or combine with Sounder A for visual and audible signaling. Order components separately.



Mounting Bracket AB






























- ① To complete the catalog no., replace the  with one of the following numbers for desired lens color:
1 = Amber, 2 = Red, 4 = Clear, 5 = Blue, 6 = Green, 7 = Yellow.
- ② Metal bracket for mounting of single device only.

Beacons and Alarms








Beacon Q with M22 Buzzer Indicator

cUL_{us} Type 4/4X/13 CE

Type	Description	Specifications	Catalog Number
	Replace  with lens color		Red Housing 
	QSS LED Steady/Flashing Beacon Size 1 - 94mm with buzzer indicator (80 dB)	24 V AC/DC 110/120 V AC 230/240 V AC	876 16  405 876 16  310 876 16  313
	QSM LED Steady/Flashing Beacon Size 2 - 132mm with buzzer indicator (100 dB)	24 V AC/DC 110/120 V AC 230/240 V AC	876 26  405 876 26  310 876 26  313
	QSL LED Steady/Flashing Beacon Size 3 - 184mm with buzzer indicator (105 dB)	24 V AC/DC 110/120 V AC 230/240 V AC	876 36  405 876 36  310 876 36  313
	QSX LED Steady/Flashing Beacon Size 4 - 228mm with buzzer indicator (105 dB)	24 V AC/DC 110/120 V AC 230/240 V AC	876 46  405 876 46  310 876 46  313
	QCS LED Strobe Beacon Size 1 - 94mm with buzzer indicator (105 dB) Amber, red, yellow only	24 V AC/DC 110-120 V AC 230-240 V AC	876 17  405 876 17  310 876 17  313
	QCL LED Strobe Beacon Size 3 - 184mm with buzzer indicator (105 dB)	24 V AC/DC 110/120 V AC 230/240 V AC	876 76  405 876 76  310 876 76  313
	QCX LED Strobe Beacon Size 4 - 228mm with buzzer indicator (105 dB)	24 V AC/DC 110/120 V AC 230/240 V AC	876 86  405 876 86  310 876 86  313


Accessories

cUL_{us} Type 4/4X/13 CE

Type	Description	For use with...	Catalog Number
	AMK Mounting kit	for combinations of multi-tone sounders "A" and/or beacons "Q"	874 010 900
	Flat gasket	multi-tone sounders "A" and/or beacons "Q"	874 021 900
			874 022 900
			874 023 900
			874 024 900
	Metal Mounting bracket Kit 	multi-tone sounders "A" and/or beacons "Q"	874 031 900
			874 032 900
			874 033 900
			874 034 900
	AKV Cable gland M20 x 1.5		698 800 026

 To complete the catalog no., replace the  with one of the following numbers for desired lens color:

1 = Amber, 2 = Red, 4 = Clear, 5 = Blue, 6 = Green, 7 = Yellow.


 Metal bracket for mounting of single device only.



Multi-Tone Sounders A

us Type 4/4X/13

Type	Description	Specifications	Catalog Number
			Red Housing
	ASS-P ② Multi-Tone Alarm Sounder Size 1 - 94mm, 8 tones (103 dB)	24 V AC/DC 48 V AC/DC 110/120 V AC 230/240 V AC	874 060 405 874 060 408 874 060 310 874 060 313
	ASS-T ② Multi-Tone Alarm Sounder Size 1 - 94mm, 32 tones (108 dB)	24-48 V AC/DC 110-240 V AC	874 170 408 874 170 313
	ASM ② Multi-Tone Alarm Sounder Size 2 - 132mm, 32 tones (113 dB)	24-48 V AC/DC 110-240 V AC	874 270 408 874 270 313
	ASL ② Multi-Tone Alarm Sounder Size 3 - 184mm, 63 tones (120 dB)	24-48 V AC/DC 110/120 V AC 230/240 V AC	874 360 408 874 360 310 874 360 313
	ASX Multi-Tone Alarm Sounder Size 4 - 228mm, 63 tones (127 dB)	24-48 V AC/DC 110/120 V AC 230/240 V	874 460 408 874 460 310 874 460 313



Multi-Tone Sounders A can be combined with Beacon Q for Visual + Audible Signaling. Use Mounting Kit AMK. Order components separately.

Accessories

	AMK Mounting kit	for combinations of multi-tone sounders "A" and/or beacons "Q"	874 010 900
	Flat gasket		AG1 for size 1
			AG2 for size 2
			AG3 for size 3
			AG4 for size 4
	Metal bracket Kit ①	multi-tone sounders "A" and/or beacons "Q"	AB1 for size 1
			AB2 for size 2
			AB3 for size 3
			AB4 for size 4
	AKV Cable gland M20 x 1.5		698 800 026




① Metal bracket for mounting of single device only.

② Multi-tone Sounders A sizes 1, 2 & 3 have adjustable sound pressure via potentiometer.



Multi-Tone Sounders A with M22 Light Indicator





cUL^{us} Type 4/4X/13 CE

Type	Description	Specifications	Catalog Number
Replace ☉ with lens color: Amber, red or yellow only			Red Housing ①
	ADS-P ③ Multi-Tone Alarm Sounder with LED Steady indicator Size 1 - 94 mm, 8 tones (103 dB)	24 V AC/DC 110/120 V AC 230/240 V AC	875 06☉ 405 875 06☉ 310 875 06☉ 313
	ADS-T ③ Multi-Tone Alarm Sounder with LED Steady/Flashing indicator Size 1 - 94 mm, 32 tones (108 dB)	24 V AC/DC 110/120 V AC 230/240 V AC	875 17☉ 405 875 17☉ 310 875 17☉ 313
	ADM ③ Multi-Tone Alarm Sounder with LED Steady/Flashing indicator Size 2 -132mm, 32 tones (113 dB)	24 V AC/DC 110/120 V AC 230/240 V AC	875 27☉ 405 875 27☉ 310 875 27☉ 313
	ADL ③ Multi-Tone Alarm Sounder with LED Steady/Flashing indicator Size 3 -184mm, 63 tones (120 dB) Amber and red only	24 V AC/DC 110/120 V AC 230/240 V AC	875 36☉ 405 875 36☉ 310 875 36☉ 313
	ADX Multi-Tone Alarm Sounder with LED Steady/Flashing indicator Size 4 - 228mm, 63 tones (127 dB) Amber and red only	24 V AC/DC 110/120 V AC 230/240 V AC	875 46☉ 405 875 46☉ 310 875 46☉ 313
	ACM ③ Multi-Tone Alarm Sounder with LED Strobe indicator Size 2 -132mm, 32 tones (113 dB)	24 V AC/DC 110/120 V AC 230/240 V AC	875 67☉ 405 875 67☉ 310 875 67☉ 313
	ACL ③ Multi-Tone Alarm Sounder with LED Strobe indicator Size 3 -184mm, 63 tones (120 dB) Amber and red only	24 V AC/DC 110/120 V AC 230/240 V AC	875 76☉ 405 875 76☉ 310 875 76☉ 313
	ACX Multi-Tone Alarm Sounder with LED Strobe indicator Size 4 - 228mm, 63 tones (127 dB) Amber and red only	24 V AC/DC 110/120 V AC 230/240 V AC	875 86☉ 405 875 86☉ 310 875 86☉ 313

Beacons and Alarms

Accessories

cUL^{us} Type 4/4X/13 CE

Type	Description	For use with...	Catalog Number
	AMK Mounting kit	for combinations of multi-tone sounders "A" and/or beacons "Q"	874 010 900
	Flat gasket	multi-tone sounders "A" and/or beacons "Q"	AG1 for size 1
			AG2 for size 2
			AG3 for size 3
			AG4 for size 4
	Metal Mounting bracket Kit ②	multi-tone sounders "A" and/or beacons "Q"	AB1 for size 1
			AB2 for size 2
			AB3 for size 3
			AB4 for size 4
	AKV Cable gland M20 x 1.5		698 800 026

① To complete the catalog no., replace the ☉ with one of the following numbers for desired lens color:

1 = Amber, 2 = Red, 7 = Yellow.

② Metal bracket for mounting of single device only.

③ Multi-tone Sounders A sizes 1, 2 & 3 have adjustable sound pressure via potentiometer.





Auer Signal

DISCONTINUED

Modular Beacons M 160 mm ø


cUL_{us} Type 4/4X/13 CE

Type	Description	Specifications	Catalog Number	Catalog Number	
	Replace Ⓢ with lens color		Horizontal Base Mounting ❶	Pole Base Mounting ❶	
				M20	1/2" NPT
 MLL (Shown with bracket)	MLL Steady Beacon ❷ (Halogen bulb included)	24 V AC/DC 110/120 V AC 230/240 V AC	819 102 405 819 102 310 819 102 313		819 310 405 819 310 310 819 310 313 <i>(No Clear 230V)</i>
	MBL Flashing Beacon ❷ (Halogen bulb included)	24 V AC/DC 110/120 V AC 230/240 V AC	839 100 405 839 100 310 839 100 313 <i>(Amber or red only)</i>		839 310 405 839 310 310 839 310 313 <i>(No Red 120V)</i>
	MFL Strobe Beacon (Xenon tube included)	24 V AC/DC 110/120 V AC 230/240 V AC	849 100 405 849 100 310 849 100 313 <i>(Amber, Red, Blue, Yellow only)</i>		849 310 405 849 310 310 849 310 313 <i>(No Amber, Red 120V, No Clear 24V)</i>
	MRL Rotating Mirror Beacon ❷ Halogen bulb included Not available in Clear, Green or Blue	24 V AC/DC 110/120 V AC 230/240 V AC	419 100 405 419 100 310 419 100 313		419 300 405 419 300 310 419 300 313 419 310 405 419 310 310 419 310 313
			Catalog Number		
	Bracket		819 200 900		
	Mounting plate for UL type 4, 4X, 13		819 202 900		
	Magnetic mount		819 203 900		



Modular Beacons M 120 mm ø

cUL_{us} Type 4/4X/13 CE

Type	Description	Specifications	Catalog Number	Catalog Number	
	Replace Ⓢ with lens color		Horizontal Base Mounting ❶	Pole Base Mounting ❶	
				M20	1/2" NPT
	MLM Steady Beacon ❷ (Halogen bulb included)	24 V AC/DC 110/120 V AC 230/240 V AC	818 102 405 818 102 310 818 102 313		818 310 405 818 310 310 818 310 313
	MBM Flashing Beacon ❷ (Halogen bulb included)	24 V AC/DC 110/120 V AC 230/240 V AC	838 100 405 838 100 310 838 100 313 <i>(Only Amber and Red)</i>		838 310 405 838 310 310 838 310 313 <i>(No Amber, Red, Green 24V)</i>
	MFM Strobe Beacon (Xenon tube included)	24 V AC/DC 110/120 V AC 230/240 V AC	848 100 405 848 100 310 848 100 313 <i>(No Amber 120V)</i>		848 310 405 848 310 310 848 310 313 <i>(Only Green, Yellow 24V, No Amber 120V)</i>
	MRM Rotating Mirror Beacon ❷ Halogen bulb included Not available in Clear, Green or Blue	24 V AC/DC 110/120 V AC 230/240 V AC	418 100 405 418 100 310 418 100 313		418 300 405 418 300 310 418 300 313 418 310 405 418 310 310 418 310 313
			Catalog Number		
	Bracket		818 200 900		
	Mounting plate for UL type 4, 4X, 13		818 202 900		
	Magnetic mount		818 203 900		



Pole Mounts also available for 120mm beacons. See next page.

❶ To complete the catalog no., replace the Ⓢ with one of the following numbers for desired lens color: **1** = Amber, **2** = Red, **4** = Clear, **5** = Blue, **6** = Green, **7** = Yellow.
 ❷ Halogen bulb included. For replacement bulbs see page J39.





Auer Signal

DISCONTINUED





Modular Beacons M 90 mm ø

cUL_{us} Type 4/4X/13 CE

Type	Description	Specifications	Catalog Number	Catalog Number	
	Replace ☉ with lens color		Horizontal Base Mounting ①	Pole Base Mounting ①	
				M20	1/2" NPT
	MLS Steady Beacon ② (Halogen bulb included)	24 V AC/DC 110/120 V AC 230/240 V AC	817 102 405 817 102 310 817 102 313		817 31☉ 405 817 31☉ 310 817 31☉ 313 <i>(No Blue 120V)</i>
	MBS Flashing Beacon ② (Halogen bulb included)	24 V AC/DC 110/120 V AC 230/240 V AC	837 102 405 837 102 310 837 102 313		837 31☉ 405 837 31☉ 310 837 31☉ 313 <i>(No Red 24V, No Red, Blue, Yellow 120V)</i>
	MFS Strobe Beacon (Xenon tube included)	24 V AC/DC 110/120 V AC 230/240 V AC	847 10☉ 405 847 10☉ 310 847 10☉ 313		847 31☉ 405 847 31☉ 310 847 31☉ 313 <i>(No Amber Red 24V, No Amber 120V, No Blue 240V)</i>
	MRS Rotating Mirror Beacon ② Halogen bulb included Not available in Clear, Green or Blue	24 V AC/DC 110/120 V AC 230/240 V AC	417 10☉ 405 417 10☉ 310 417 10☉ 313		417 30☉ 405 417 30☉ 310 417 30☉ 313
			Catalog Number		
	Bracket		817 200 900		
	Mounting plate for UL type 4, 4X, 13		817 202 900		
	Magnetic mount		817 203 900		



Modular Beacon M Accessories

Type	Description	Catalog Number	
	Bonding kit for conduit installations	819 201 900	
	AKV Cable gland M20 x 1.5	698 800 026	
	MMR ③ Pole Mount Aluminum tube with plastic foot	5 cm	698 806 007
		10 cm	698 806 008
		25 cm	698 806 009
		40 cm	698 806 010
	MSR ③ Pole Mount Stainless steel tube with zinc die cast foot, powder coated, black	5 cm	698 806 021
		10 cm	698 806 022
		25 cm	698 806 023
		40 cm	698 806 024

① To complete the catalog no., replace the ☉ with one of the following numbers for desired lens color:

1 = Amber, 2 = Red, 4 = Clear, 5 = Blue, 6 = Green, 7 = Yellow.





② Halogen bulb included. For replacement bulbs see page J39.

③ For use with Modular Beacons M 120mm, 90mm and Beacons N only

Beacons and Alarms



Modular Beacons R us Type 4/4X/13 IP66







Type	Description	Specifications	Catalog Number ^❶
Light Modules			
Replace with Lens Color			
 850 506 004 module shown	RDC LED Beacon Steady Light Up to 111 Cd luminous intensity	12 V DC 110 - 230 V AC 24 V AC/DC 48 V AC/DC	850 50 004 850 50 313 850 50 405 850 50 408
	RDM LED Multi-function Beacon Strobe/Flashing/Rotating/Pulsing/Dimming and Steady-light functions Up to 111 Cd luminous intensity	12 V DC 110 - 230 V AC 24 V AC/DC 48 V AC/DC	850 51 004 850 51 313 850 51 405 850 51 408
	RDMHP LED Multi-function Beacon Strobe/Flashing/Rotating/Pulsing/Dimming and Steady-light functions Up to 184 Cd luminous intensity	12 V DC 110 - 230 V AC 24 V AC/DC 48 V AC/DC	850 52 004 850 52 313 850 52 405 850 52 408
	RMM LED Multi-color Beacon Steady Light All 7 colors externally controllable (red, yellow, green, blue, clear, magenta, turquoise) Up to 25 Cd luminous intensity	110 - 230 V AC 24 - 48 V AC/DC	850 530 313 850 530 408
	RCDM Compact Multi-function Beacon Steady/Flashing and 4 strobe light modes Milky-white lens for all colors	110 - 230V AC 24 - 48 V AC/DC	850 56 313 850 56 408
	RCMM Compact Multi-color Beacon LED Steady Light All 7 colors externally controllable (red, yellow, green, blue, clear, magenta, turquoise)	110 - 230 V AC 24 - 48 V AC/DC	850 570 313 850 570 408
Sound Modules			
 inline	RBA Audible Base 32-Tone Sounder 103 dB sound pressure, 3 tones externally controllable can be used for all R-series models Metal bracket for mounting on walls (accessory)	110 - 230 V AC 24 - 48 V AC/DC	850 535 313 850 535 408

J
Beacons and Alarms




❶ To complete the catalog no., replace with one of the following numbers for desired lens color:
 1 = Amber, 2 = Red, 4 = Clear, 5 = Blue, 6 = Green, 7 = Yellow



Modular Beacons R Mounting Bases  us Type 4/4X/13  IP66

Type	Description	Catalog Number
	RBH Universal base-horizontal/pole mounting	850 510 900
	RBL Universal base-horizontal/pole mounting	850 500 900
	RBNPT Universal base npt 1/2" mounting	850 515 900
	RWD Plastic bracket for RBL bases	850 520 900
	RWU Metal bracket for RBL, RBH	850 521 900
	RWA Metal bracket for RBA audible bases	850 531 900













Modular Beacons R Accessories

	RKV Cable gland M16 for R series bases	850 590 920
	RG1 Flat gasket for housing for RBL, RBH	850 590 900
	RG2 Flat gasket for wall for RBL	850 590 910


Beacons and Alarms



LED-Beacons N 90 mm ø us Type 4/4X/13

Type	Description	Specifications	Catalog Number	Catalog Number	
				Horizontal Base Mounting ¹	Pole Base Mounting ¹ M20 1/2" NPT
 Horizontal  Pole	NES LED-Steady/Flashing Beacon	12 - 24 V AC/DC 24 - 48 V AC/DC 110 - 240 V AC/DC	440 10⊕ 405 440 10⊕ 408 440 10⊕ 413	440 30⊕ 405 440 30⊕ 408 440 30⊕ 413	440 40⊕ 405 440 40⊕ 408 440 40⊕ 413
	NFS LED-Strobe Beacon	24 - 48 V AC/DC 110 V AC 240 V AC	442 10⊕ 408 442 10⊕ 310 442 10⊕ 313	442 30⊕ 408 442 30⊕ 310 442 30⊕ 313	442 40⊕ 408 442 40⊕ 310 442 40⊕ 313
	NFS-HP LED High Performance Strobe Beacon, 3 patterns	24 - 48 V AC/DC 110-240 V AC/DC	442 15⊕ 408 442 15⊕ 413	442 35⊕ 408 442 35⊕ 413	442 45⊕ 408 442 45⊕ 413
  	NMS LED-Multi-Color Beacon green-red-yellow	24 V AC/DC 48 V AC/DC 110/120 V AC 230/240 V AC	441 100 405 441 100 408 441 100 310 441 100 313	441 300 405 441 300 408 441 300 310 441 300 313	441 400 405 441 400 408 441 400 310 441 400 313
	NMS-HP LED High Performance Multi-Color Beacon red-green-yellow	24 - 48 V AC/DC 110-240 V AC/DC	441 150 408 441 150 413	441 350 408 441 350 413	441 450 408 441 450 413
	Bracket		817 200 900	 Magnetic mount  Bracket	
	Magnetic mount		817 203 900		
	Cable Gland M20 x 1.5		698 800 026		
	MMR  Pole Mount Aluminum tube with plastic foot	5 cm	698 806 007		
		10 cm	698 806 008		
		25 cm	698 806 009		
		40 cm	698 806 010		
	MSR  Pole Mount Stainless steel tube with zinc die cast foot, powder coated, black	5 cm	698 806 021		
		10 cm	698 806 022		
		25 cm	698 806 023		
		40 cm	698 806 024		











LED Light Bar us

Type	Description	Specifications	Catalog Number
			Grey Housing
	LED Light Bar with on/off switch	24-48 V AC/DC 110/120 - 230/240 V AC/DC	805 110 405 805 110 413
	LED Light Bar without on/off switch	24-48 V AC/DC 110/120 - 230/240 V AC/DC	805 100 405 805 100 413

¹ To complete the catalog no., replace the ⊕ with one of the following numbers for desired lens color:
 1 = Amber, 2 = Red, 4 = Clear, 5 = Blue, 6 = Green, 7 = Yellow.
² For use with Modular Beacons M 120mm, 90mm and Beacons N only



Beacons and Alarms

Beacons T See page J31		Buzzer T See page J33	Mounting Option See page J31 or J33	
	TLL Incandescent Steady Beacon	 TDE Buzzer (continuous or pulsing tone)		TMW Internal Mounting Holes
	TDC Integrated LED Steady-/Flashing Beacon			TMF External Mounting Holes
	TDF Integrated LED Multi-Strobe Beacon			TNL Lateral cable entry (cable gland)
				TMV Vertical Mounting
				TMR Aluminum tube with plastic foot 100 mm or 250 mm
				TNW For NPT 1/2" pole mount

Combine Series T Beacons and Buzzers to create a Visual plus Audible signaling solution

 US Type 4/4X/13 



TDC + TDE + TMW



TDF + TDE + TMF



TLL + TDE + TMV



TDC + TDE + TMR

Beacon T
+
Buzzer T
+
Mounting option T



Beacons T - 75 mm Ø  us Type 4/4X/13 

Type	Description	Specifications	Catalog Number
	Replace  with lens color		Black Housing 
	TLL Steady Beacon (no bulb) 	up to 250 V AC/DC	859 52  900
	TDC Integrated LED-Steady/Flashing Beacon	24 V AC/DC 110/120 V AC 230/240 V AC	859 50  405 859 50  310 859 50  313
	TDF Integrated LED-Multi-Strobe Beacon	24 V AC/DC 110/120 V AC 230/240 V AC	859 51  405 859 51  310 859 51  313
Horizontal Mounting			
	TMW Internal Mounting Holes		859 500 900
	TMF External Mounting Holes		859 510 900
	TNL Lateral cable entry (cable gland)		859 515 900
	TMV Vertical Mounting		859 520 900
Pole Mounting			
	TMR Aluminum tube with plastic foot	100 mm 250 mm	859 532 900 859 533 900
	TNW For NPT 1/2" pole mount		859 540 900
Accessories			
	TVS Metal Bracket kit for TMW with cable gland M12x1.5		859 560 900
	XWR Bracket for pole mount base with plastic foot		900 600 900
	PV1 Protective vent (optional for bases TMW, TMF, TNL)		859 100 000



Beacons TLL, TDC, TDF






Complete Beacon



Beacon T with TMW and TVS bracket kit

J
Beacons and Alarms

 To complete the catalog no., replace the  with one of the following numbers for desired lens color: 1 = Amber, 2 = Red, 4 = Clear, 5 = Blue, 6 = Green, 7 = Yellow.
 Incandescent Bulb type GL01...06 not included. Order separately from page J39.



Beacons U - 60 mm Ø

cUL^{us} Type 4/4X/13 CE

Type	Description	Specifications	Catalog Number
	Replace  with lens color		Black Housing 
	ULL Steady Beacon (no bulb) 	up to 250 V AC/DC	858 52  900
	UDC Integrated LED-Steady/Flashing Beacon	24 V AC/DC 110/120 V AC 230/240 V AC	858 50  405 858 50  310 858 50  313
	UDF Integrated LED-Multi-Strobe Beacon	24 V AC/DC 110/120 V AC 230/240 V AC	858 51  405 858 51  310 858 51  313
Horizontal Mounting			
	UMW Internal Mounting Holes		858 500 900
	UMF External Mounting Holes		858 510 900
	UNL Lateral cable entry (cable gland)		858 515 900
	UMV Vertical Mounting		858 520 900
Pole Mounting			
	UMR Aluminum tube with plastic foot	100 mm 250 mm	858 532 900 858 533 900
	UNW For NPT 1/2" pole mount		858 540 900
Accessories			
	UVS Metal Bracket kit for UMW with cable gland M12x1.5		858 560 900
	XWR Bracket for pole mount base with plastic foot		900 600 900
	PV1 Protective vent (optional for bases UMW, UMF, UNL)		859 100 000



Beacons ULL, UDC, UDF

+






=

Complete Beacon



Beacons and Alarms

 To complete the catalog no., replace the  with one of the following numbers for desired lens color:
1 = Amber, 2 = Red, 4 = Clear, 5 = Blue, 6 = Green, 7 = Yellow.
 Incandescent Bulb type GL01...06 not included. Order separately from page J39.



Auer Signal

Audible Signaling

Series T Buzzer

Buzzer T - 75 mm ø

cUL_{us} Type 4/4X/13 CE

Type	Description	Specifications	Catalog Number
	Replace  with lens color		Black Housing
	TDE Buzzer module Continuous or pulsing tone 100 dB (A) in 1 m	24 V AC/DC 110/120 V AC 230/240 V AC	859 560 405 859 560 310 859 560 313
	TDK Cover for buzzer module TDE Cover is required for operation and must be ordered separately		859 560 000
Horizontal Mounting			
	TMW Internal Mounting Holes		859 500 900
	TMF External Mounting Holes		859 510 900
	TNL Lateral cable entry (cable gland)		859 515 900
	TMV Vertical Mounting		859 520 900
Pole Mounting			
	TMR Aluminum tube with plastic foot	100 mm 250 mm	859 532 900 859 533 900
	TNW For NPT 1/2" pole mount		859 540 900
Accessories			
	TVS Metal Bracket kit for TMW with cable gland M12x1.5		859 550 900
	PV1 Protective vent (optional for bases TMW, TMF, TNL)		859 100 000



Buzzer TDE and Cap TDK

+



=

Complete Buzzer



Buzzer T
with TMW and TVS bracket kit

J
Beacons and Alarms

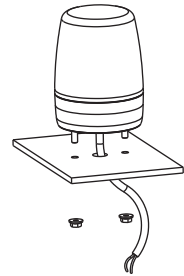


Beacons P 75 mm ø

Type	Description	Specifications	Catalog Number
	Replace with lens color		Black Housing
Low Model Lens  PCL on Horizontal Mount (included)	PCL Integrated LED Steady/Flashing Beacon	24 V AC/DC 230/240 V AC	861 50 405 861 50 313
	PFL Integrated LED Multi-Strobe Beacon Amber and red only	24 V AC/DC 230/240 V AC	861 51 405 861 51 313
High Model Lens  PCH on Horizontal Mount (included)	PCH Integrated LED Steady/Flashing Beacon	24 V AC/DC 230/240 V AC	860 50 405 860 50 313
	PFH Integrated LED Multi-Strobe Beacon Amber and red only	24 V AC/DC 230/240 V AC	860 51 405 860 51 313
	PMH Integrated LED Multi-Color Beacon Red-Yellow-Green	24 V AC/DC 230/240 V AC	860 550 405 860 550 313
	PVW Vertical Mounting Bracket		860 600 900
	PMR Pole Mount Base on aluminum tube with plastic foot	10 cm	860 702 900
		25 cm	860 703 900

Pre-wired for versatile mounting options.

Horizontal Mount



Pole Mount PMR



Vertical Mount PVW



To complete the catalog no., replace the with one of the following numbers for desired lens color: 1 = Amber, 2 = Red, 4 = Clear, 5 = Blue, 6 = Green, 7 = Yellow.