






DISCONTINUED

Weather Proof Telephones "SafeTel"

Type	Description	Specification	Catalog Number
	wST1 SafeTel Weather Proof Telephone with keypad/display	Black	410 110 000
	wST2 SafeTel Weather Proof Telephone no keypad/display	Black	410 120 000

Weather Proof Telephones "FernTel3"



Type	Description	Specification	Catalog Number ①
			⊕ = Housing Color
	wFT3 FernTel3 Weather Proof Telephone Zone 2	with spiral cord and display (only available in Black/Yellow)	410 300 ⊕00
		with spiral cord no display (only available in Black/Yellow or Black/Grey)	410 310 ⊕00
		with armoured cord and display (only available in Black/Yellow)	410 320 ⊕00
		with armoured cord no display (only available in Black)	410 330 ⊕00
	wFT3Z	with armoured cord no keypad/no display (only available in Black/Red)	410 340 ⊕00
	STB Stabilizer Bracket		410 400 900



Telephones

① To complete the catalog no., replace the ⊕ with one of the following numbers for desired housing color: 0 = Black, 1 = Black/Yellow (shown), 2 = Black/Red, 3 = Black/Grey.



Weather Proof Telephones "Industry"

DISCONTINUED



Type	Description	Specification	Catalog Number	
	wIND1 SafeTel Weather Proof Telephone	Yellow with keypad and yellow protection door	410 700 100	
		Yellow with no keypad and yellow protection door	410 710 100	
		Yellow with keypad and transparent protection door	410 700 110	
		Yellow with no keypad and transparent protection door	410 710 110	
	wIND2 SafeTel Weather Proof Telephone	Yellow with transparent protection door and LED call indicator	410 700 200	

Online Only




Weather-proof Telephone Accessories

DISCONTINUED

Type	Description	Specification	Catalog Number
	VS2 Weather-proof Visual-Audible Telephone Call Signaling sounder (95 dB @ 230 VAC) bulb included xenon 3J	Amber Red Clear Blue Green	410 201 005 410 202 005 410 204 005 410 205 005 410 206 005
	HS2 Weather-proof Headset Kit		410 200 001
	TCR Weather-proof telephone connecting relay		410 100 200

Telephone Protection Hoods



Type	Description	Specification	Catalog Number
	TH1 GRP (glass reinforced plastic)	Amber	410 100 007
	Metal	Yellow	410 100 006
	TH1C Metal console for floor mounting, fits all TH1 hoods	Yellow	410 100 011

Online Only




Explosion Proof Telephones “ExSafeTel”






DISCONTINUED

Type	Description	Specification	Catalog Number	
	dST1 ExSafeTel Explosion Proof Telephone with keypad/display	Black Red	410 010 000 410 010 100	
	dST2 ExSafeTel Explosion Proof Telephone no keypad/display	Black Red	410 020 000 410 020 100	

Explosion Proof Telephones “FernTel3”



Type	Description	Specification	Catalog Number ①	
			☉ = Housing Color	
	dFT3 FernTel3 Explosion Proof Telephone Zone 2, 22	with armored cord and display (Only available in Black/Red)	410 420 ☉00	
		with armored cord no display (Only available in Black/Red)	410 430 ☉00	
	STB Stabilzer Bracket	for vibration resistance	410 400 900	




Accessories for ExSafeTel and FernTel3				
	AS1 Ex-proof Audible Telephone Call Signaling sounder (90 dB)		410 100 004	
	VS1 Ex-proof Visual-Audible Telephone Call Signaling sounder (90 dB)	Amber	410 101 005	
		Red	410 102 005	
		Clear	410 104 005	
		Blue	410 105 005	
		Green	410 106 005	
	EP1 Ex-proof Additional Earpiece Set		410 100 002	
	HS1 Ex-proof Headset Kit		410 100 001	
	mTCR Ex-proof telephone connecting relay, Zones 1, 21		410 100 100	

① To complete the catalog no., replace the ☉ with one of the following numbers for desired housing color: 0 = Black, 1 = Black/Yellow, 2 = Black/Red (shown), 3 = Black/Grey.




Explosion Proof Signaling Horns



Type	Description	Specifications	Catalog Number
	dHH1 Explosion-proof Signal Horn (105 dB) AC	2230 V AC, 50 Hz	300 000 113
	dHH2 Explosion-proof Signal Horn (105 dB) DC	24 V DC	300 000 005
	mHPT Explosion-proof Signal Horn (108 dB) Impact resistant Synthetic Temperature range T5 Zones 1, 2	24 V DC 115 V AC 230 V AC	301 100 005 301 100 110 301 100 113
	mHTG Explosion-proof Signal Horn (108 dB) Aluminum Temperature range T5 Zone 1, 2 and 21, 22	24 V DC 230 V AC	302 100 005 302 100 113

Signal Bells



Type	Description	Specifications	Catalog Number
	dHW1 Explosion-proof Signal Bell (105 dB) DC	24 V DC	320 000 005
	dHWR1 Explosion-proof Signal Bell with telephone call relay	230 V AC, 50 Hz	320 100 113

J
Explosion Proof Signaling



Auer Signal

SPECIAL ORDER

Explosion Proof Signaling
Signal Bells, Speakers & Sounders

Electronic Sounders

Type	Description	Specifications	Catalog Number
	dMS1 Explosion-proof electronic multi-tone siren (115 dB)	85 - 265 V AC	370 000 313
	dMS2 Explosion-proof electronic multi-tone siren (115 dB)	24 V DC	370 000 005
	MK-dMS Mounting kit for vibration applications		371 000 900

Strobe Beacons

Type	Description	Specifications	Catalog Number ^❶
	dSF1 Explosion-proof Xenon Strobe Beacon with protective cage, AC	110/120 V AC, 50-60 Hz, 5 J	335 10❶ 410
		230/240 V AC, 50-60 Hz, 5 J	335 10❶ 413
		110/120 V AC, 50-60 Hz, 15 J	335 00❶ 410
dSF2 Explosion-proof Xenon Strobe Beacon with protective cage, DC	230/240 V AC, 50-60 Hz, 15 J	335 00❶ 413	
	24 V DC, 5 J	335 10❶ 005	
	24 V DC, 15 J	335 00❶ 005	
	Lens colors: 1, 2, 4, 5, 6 only		

❶ To complete the catalog number, replace the ❶ with one of the following numbers for desired lens color:
1 = Amber, 2 = Red, 4 = Clear, 5 = Blue, 6 = Green

J
Explosion Proof Signaling



LED Signal Beacons

Type	Description	Specifications	Catalog Number ^①
	dSD1 Explosion-proof LED Signal Beacon with protection cage	85-265 V AC	335 210 313
	dSD2 Explosion-proof LED Signal Beacon with protection cage	24 V DC	335 210 005
		48 V DC Red Yellow	335 212 008 335 217 008
Lens colors: 2, 4, 5, 6, 7 only			
	mDD1 Explosion-proof LED Signal Beacon	230 V AC	336 000 413
	mDD2 Explosion-proof LED Signal Beacon	24 V DC	336 000 005
	Lens colors: 2, 4, 5, 6, 7 only		
	mMD1 Explosion-proof Multi-Color LED Signal Beacon	230 V AC	337 000 313
	mMD2 Explosion-proof Multi-Color LED Signal Beacon	24 V DC	337 000 005
	MPL Mounting plate for combinations of dSF, dSD, mDD, mMD, dMS	stainless steel, includes exp-proof junction box	335 500 000



Use MPL mounting plate to create Visual + Audible signaling in explosion proof environments.

Visual-Audible Signaling Sounder

Type	Description	Specifications	Catalog Number ^①
	VS1 Explosion-proof Visual-Audible signaling sounder (90 dB)	230 V AC, 50 Hz	410 100 005
	Lens colors: 1, 2, 4, 5, 6 only		

^① To complete the catalog number, replace the with one of the following numbers for desired lens color: 2 = Red, 4 = Clear, 5 = Blue, 6 = Green, 7 = Yellow.